

# SOUTHEAST IOWA REGIONAL AIRPORT (BRL)

## THIS AIRPORT MAKES AN IMPACT ON IOWA'S ECONOMY

The Iowa DOT prepared the 2022 Aviation Economic Impact Report to better understand how the aviation system works and the importance of the aviation industry to the state's economy. Businesses and individuals rely on aviation to move them quickly and to deliver specialized aviation services that keep Iowa competitive. The **Southeast Iowa Regional Airport** provides airline service and supports all types of general aviation activity.

**IOWA AIRPORT  
SYSTEM ROLES**

**COMMERCIAL  
SERVICE**

**ENHANCED  
SERVICE**

**GENERAL  
SERVICE**

**BASIC  
SERVICE**

**LOCAL  
SERVICE**

**IMPACTS FOR SOUTHEAST  
IOWA REGIONAL AIRPORT**

**\$12M**

**TOTAL  
ANNUAL  
ECONOMIC  
ACTIVITY**

**23**

**ON-AIRPORT  
JOBS**

**113**

**JOB  
IMPACTS**

**11,313**

**ANNUAL  
VISITORS**

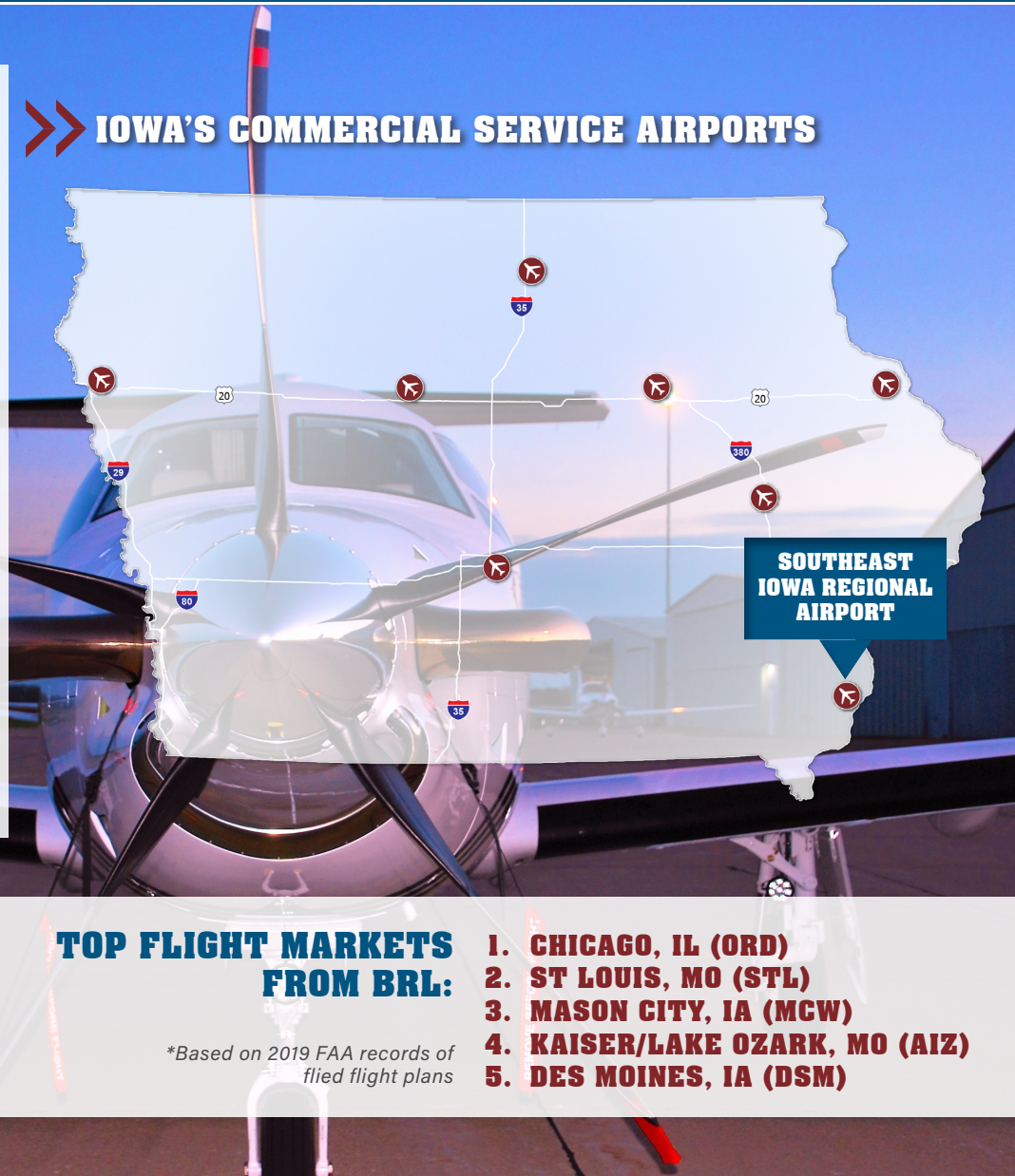
## THE VALUE OF COMMERCIAL SERVICE AIRPORTS

Commercial airports are served by airlines providing scheduled passenger air service that link Iowans to the nation and world. Combined with other activities, these airports support significant economic activity generated by airport users and the businesses they support. From construction to on-airport business tenants to business and leisure travelers using both airline service and general aviation, commercial service airports act as economic hubs for the state of Iowa.

### AIRPORT USES AT BRL

**AIRLINE SERVICE  
BUSINESS AVIATION  
AIRCRAFT SERVICES  
CHARTER**

## IOWA'S COMMERCIAL SERVICE AIRPORTS



**SOUTHEAST  
IOWA REGIONAL  
AIRPORT**

**Southeast Iowa Regional Airport** supports commercial and general aviation connectivity to markets throughout the United States and beyond.

## TOP FLIGHT MARKETS FROM BRL:


*\*Based on 2019 FAA records of  
fled flight plans*

- 1. CHICAGO, IL (ORD)**
- 2. ST LOUIS, MO (STL)**
- 3. MASON CITY, IA (MCW)**
- 4. KAISER/LAKE OZARK, MO (AIZ)**
- 5. DES MOINES, IA (DSM)**



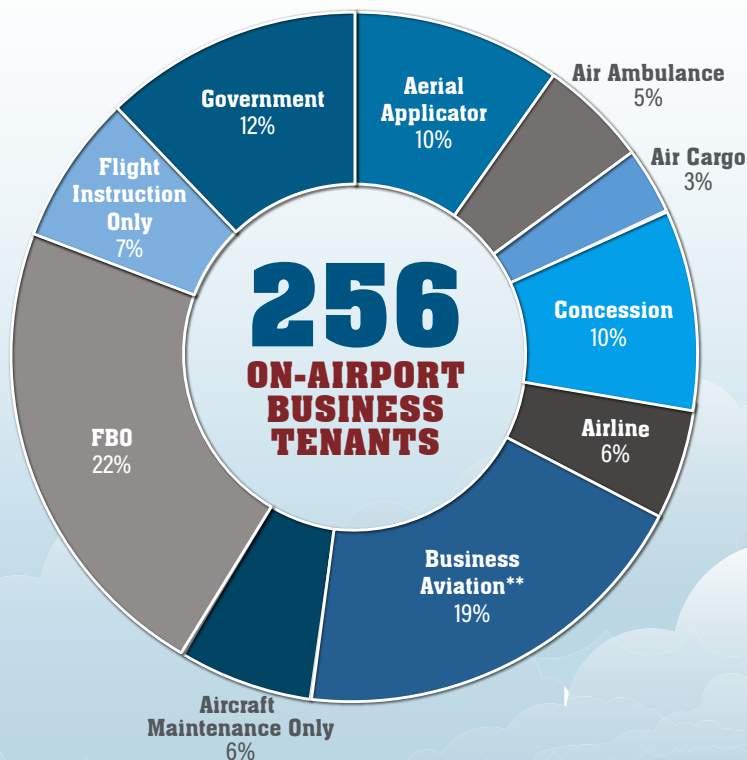
## IOWA STATEWIDE AVIATION ECONOMIC IMPACTS

Aviation in Iowa generates **\$6.4 billion** in economic impacts each year. This economic activity supports **41,000 jobs** in the Iowa economy and **\$124 million** in tax revenues.



### INVESTING IN OUR PEOPLE

On-airport jobs have an average salary of **\$62,400** compared to the statewide average of **\$51,100** for all occupations across Iowa.



### INVESTING IN OUR AIRPORTS

Over the past five years, an average of **\$105 million** was spent annually on construction projects, which supports over **500 direct jobs** across the state. Furthermore, every **\$1** of capital expenditures at airports correlates to **\$16** in annual economic benefit to the state economy.

#### CORPORATE, COMMERCIAL, AND CARGO FLIGHTS KEEP IOWA BUSINESSES CONNECTED

Nearly **1,400 unique businesses** from a wide range of industries were documented as using Iowa's airports during study data outreach.

Iowa airports supported flights to **2,061 unique destinations** across 49 states and 27 countries.

Over **93,200 tons** of cargo are shipped by air annually through Des Moines and Cedar Rapids by FedEx, UPS, DHL, Amazon, and passenger airlines.

More than **20 on-demand cargo carriers** flew nearly 1,000 flights to and from 20 Iowa airports using smaller jet, turboprop, and piston aircraft.